

French DOOR

SLIM AND SECURE, PVCu FRENCH DOOR




Platinum[®]
NRG

STANDARD



Chamfered bead

OPTIONAL



Sculptured bead

www.windowwise.co.uk

NRG French DOOR

Platinum[®]
NRG

HARDWARE OPTIONS



Two styles – modern (above) or classic scrolled (right)

All our French Doors incorporate balanced (a matching pair of) handles as standard for a symmetrical appearance.

SCROLLED HANDLE



STANDARD FINISHES

Platinum NRG[®] CHAMFERED



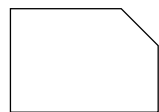
Whitegrain



Oak



Rosewood



White



Interior
Oak
on White



Interior
Rosewood
on White

Platinum NRG[®] SCULPTURED



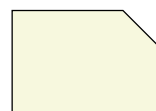
Rosewood



Oak



Black



Cream



Interior
Rosewood
on White



Interior
Oak
on White



Interior
Black
on White



Whitegrain

OPTIONAL FINISHES

A wide range of woodgrain and coloured-foil options are available for either or both internal and external faces or even differing frames and sashes.



HINGES



HAVEN



SFS

Designed for ease-of-use and a draft-free fit. Stainless steel stabilising pins for enhanced security. Available in a choice of colours to match your door. Made from high quality, rust free, stainless steel for longer life performance.

LOCKS



2-hook, 2-roller system. Bi directional hooks with anti-jimmy feature. Brass forged to provide superior performance & weather sealing.



3* STAR
Upgraded ATK Cylinder
is **OPTIONAL**



1* STAR
Security Cylinder
is **STANDARD**

Our **1* STAR** cylinder resists bumping, drilling, picking and screw attacks. Keyed-alike only in pairs.

Our **3* STAR** cylinder resists all of the above with the addition of anti-snap protection. Multiple keyed-alike.

Platinum[®]
NRG

NRG French DOOR

THIS EXAMPLE SHOWS THE **CHAMFERED FRAME** IN AN **INWARD-OPENING** CONFIGURATION

100% LEAD FREE PVCu

Completely free of poisonous lead stabilisers.

GLOSS FINISH

Polished finish reduces cleaning and maintenance and retains a cleaner look for longer helping resist airborne pollutants and moulds.

DOUBLE-GLAZED UNIT

available for entire door or by using additional transoms and mullions just for parts of the door.

OPTIONAL MID-RAIL or INTERNAL TRANSOM


SOLID REINFORCED PANELS

available for entire door or by using additional transoms and mullions just for parts of the door.


Weather bar

LOW PVCu threshold


Stub cill



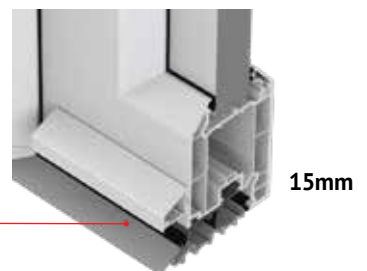
FRAME ONLY - LOW THRESHOLD




FRAME AND CILL



ALUMINIUM LOW THRESHOLD



ALUMINIUM PART M COMPLIANT



ALUMINIUM LOW THRESHOLD
AND TRAY RAMP - ENHANCED
PART M COMPLIANCE

