



MODERN aluminium

Contemporary Casement Windows



Flat Sash
AW685 Sash
Internally-beaded*

Chamfered Sash
AW690 Sash
Externally-beaded

www.platinumnrg.co.uk

* Frame cannot be directly glazed, a dummy sash is required

HARDWARE OPTIONS

A select range of hardware finishes are available to suit contemporary or traditional installations.



WHITE

BLACK

BRIGHT CHROME

GOLD

ANTIQUE BLACK

GRAPHITE

BRIGHT BRONZE

ANTHRACITE

STANDARD FINISHES



Pure White
RAL 9010
GLOSS

Jet Black
RAL 9005
MATT

Anthracite
Grey
RAL 7016
MATT

Chocolate
Brown
RAL 8017
MATT

OPTIONAL FINISHES



A wide range of RAL colours and finishes are available to complement any style or period of home

ADDITIONAL HARDWARE OPTIONS



Modern
Monkey-tail
Handle

Modern
Tear-drop
Handle



Traditional
Tear-drop
Handle

Traditional
Monkey-tail
Handle

TRADITIONAL FINISHES



Electro Gold

Antique Bronze

Polished Chrome

Black

Satin Chrome

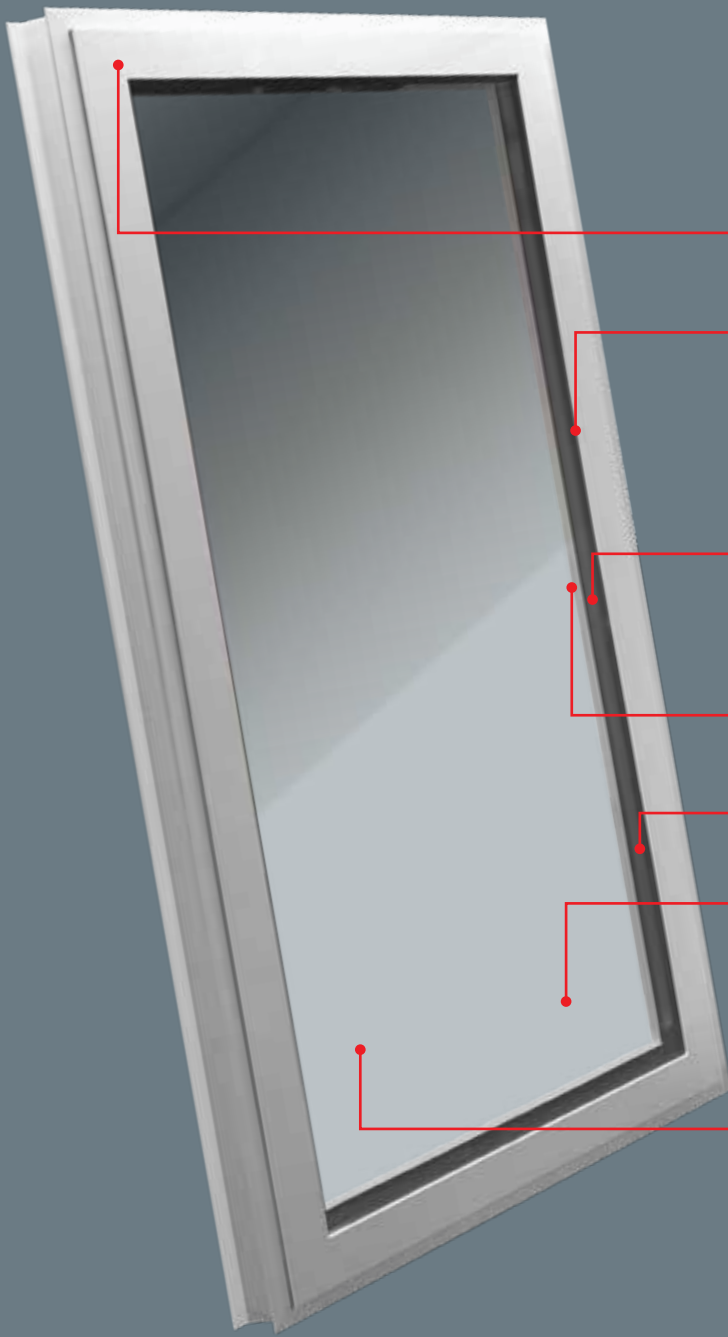
Bronze Red Tint

White

Graphite

Pewter Patina

MODERN aluminium



Mitred, mechanically-jointed frame and sash

Low profile glazing gasket

Heavy-duty easy-clean/ fire escape friction stays for side-hung windows.
Heavy-duty friction stays for top-hung windows.


High security, multi-point locking system comprising of roller-cam bolts, twin shoot-bolts and optional hinge bolts

Contemporary or Traditional handles available in a choice of finishes


A choice of either black, white or grey, warm edge spacer bar

Internally-glazed AW685
Externally-glazed AW690


Double-glazed unit uses clear SGG Planitherm TOTAL+ energy glass, to achieve maximum amounts of incoming light, and up to a WER A Energy Rating



viewed **externally**
AW690 CHAMFERED SASH with
AW605 FRAME
AW682 BEAD




viewed **externally**
AW685 FLAT SASH with
AW604 FRAME



viewed **internally**
AW685 FLAT SASH
AW683 BEAD
AW604 FRAME


STANDARD EASY-CLEAN HINGES



The Easy-Clean hinges enable the sash to be opened at 90 degrees



By pressing down on the purple button, the sash is released and can slide along its hinge runner



This now gives access to the front of the sash from indoors for cleaning.



SECURITY

Certified under the Secured By Design scheme and tested to PAS 24

GREEN GUIDE RATED A

PERFORMANCE

U value W/m ² K (Double glazing)	1.4 W/m ² K
Acoustic performance (dB)Rw	42dB
Air tightness (Pa)	Class 4 (600 Pa)
Water tightness (Pa)	Class 9a (600 Pa)
Wind load (Pa)	Class E2400 (2400 Pa)

ENERGY EFFICIENCY

Unique polyamide thermal break design to improve thermal performance

