

# PATIO DOOR



## PVCu SLIDING PATIO DOORS




**the most**  
affordable & practical  
**patio door** solution

[www.windowwise.co.uk](http://www.windowwise.co.uk)

In our ongoing quest to provide the highest quality products for our customers, our designs and specifications are subject to change without notice.



tubular handle design suits  
contemporary and traditional  
properties alike



#### GLOSS FINISH

Polished finish reduces cleaning and maintenance and resist airborne pollutants and moulds.

#### INTERNAL SLIDERS

Provide a safe and secure door and uses anti-lift construction for additional security

#### DECELERATOR

Patented decelerator inside door head eliminates unsightly external 'crash stops'.

#### ADVANCED PATIO ROLLER

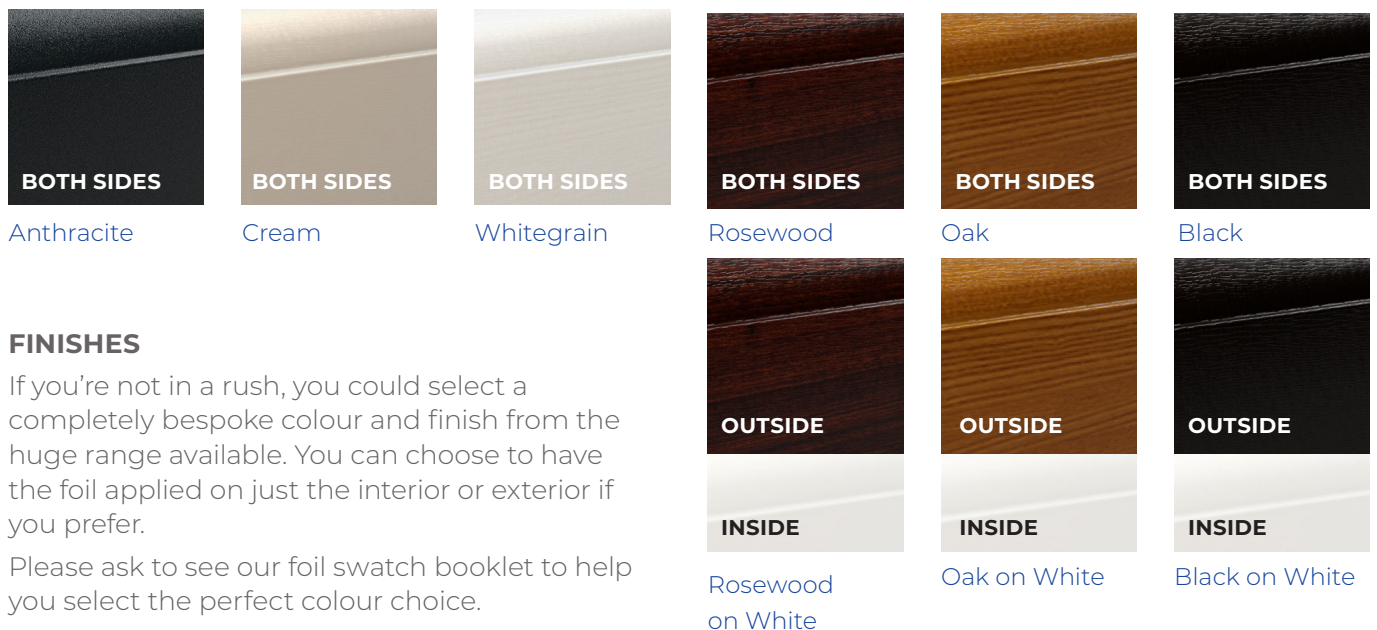
Smooth, low-resistance movement using a self-levelling roller system

#### PAS24

Offer superb peace of mind, with secure locking mechanisms available up to PAS 24 security standards.

#### 100% LEAD-FREE PVCu

Completely free of poisonous lead stabilisers.



#### FINISHES




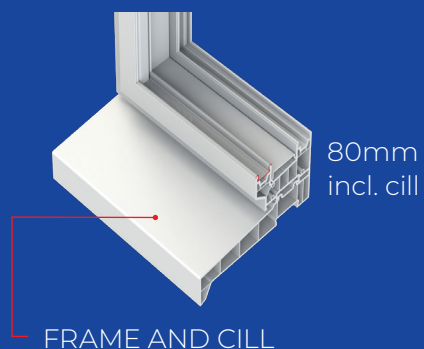
If you're not in a rush, you could select a completely bespoke colour and finish from the huge range available. You can choose to have the foil applied on just the interior or exterior if you prefer.

Please ask to see our foil swatch booklet to help you select the perfect colour choice.

Available in eight powder coated, matt colours, with the option of choosing a different colour for the interior to help you find the look that is right for your property.



## THRESHOLD OPTIONS




### NEW

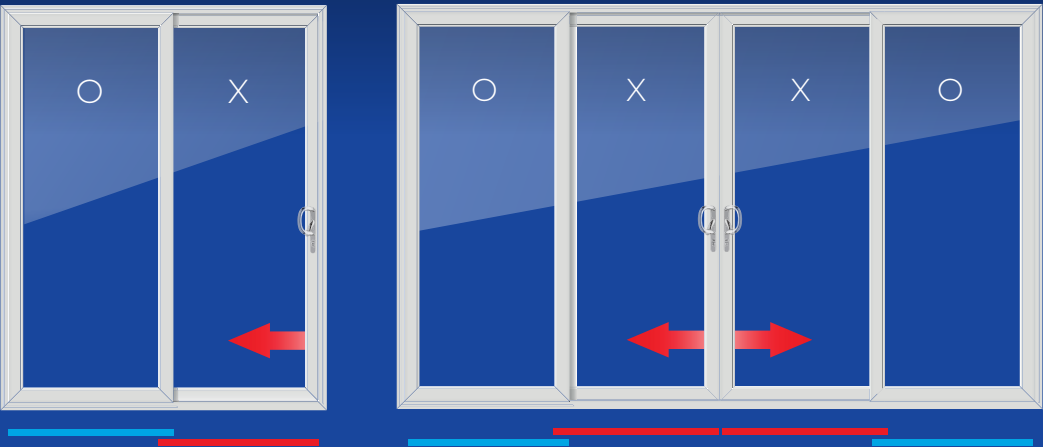
Squared leaf profile for a sharper contemporary appearance

Outer frame depth of just 70mm for easy installation into most UK door reveals

## OPTIONAL MIDRAIL



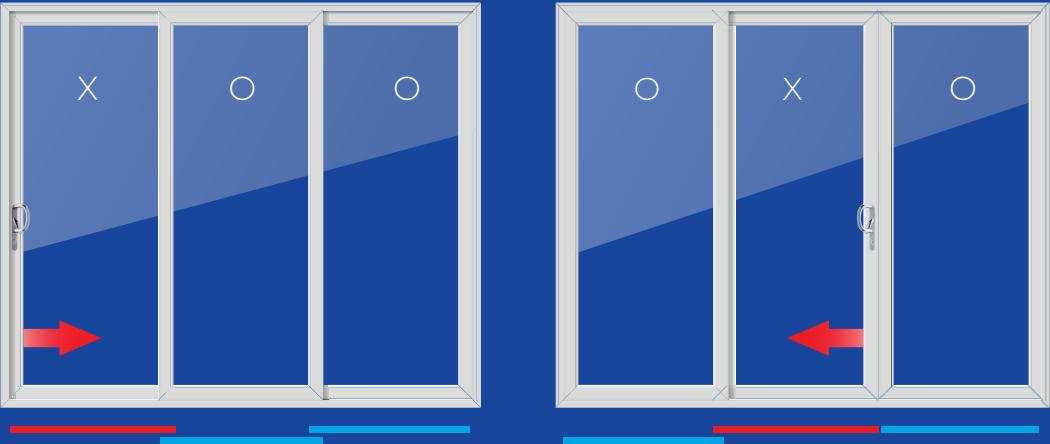
# door configurations



Arrows denote direction of opening door leaf.

'X' denotes the opening (sliding) door leaf whereas 'O' denotes the fixed door leaf.

2-leaf door style OX or XO      4-leaf door style OXXO



3-leaf door style XOO or OOX      3-leaf door style OXO (left or right)

If you have a wider opening span, why not consider a 3 or 4-pane patio door? The supreme strength of **PlatinumNRC®** multi-chambered frames make them perfect for large openings – so conservatories, orangeries and garden rooms can all benefit from increased light flooding into your home. If you know the approximate measurements of your aperture, you can see the configuration

options available to you using the table below. Alternatively, if you've already decided on a certain configuration, look across from the number of doors to find the approximate opening width required.

Please note: this table is for guidance only; each set of **PlatinumNRC®** patio doors is made to order to your own exact measurements.

	1.4m	1.6m	1.8m	1.4m	2.0m	2.2m	2.4m	2.6m	2.8m	3.0m	3.2m	3.4m	3.6m	3.8m	4.0m	4.2m	4.4m	4.6m	4.8m	5.0m	5.2m	5.4m	5.6m
2 Pane OX or XO																							
3 Pane OXO																							
3 Pane XOO or OOX (l/r)																							
4 Pane OX or XO																							

■ PVCu substrate and foiled finishes      ■ PVCu substrate ONLY